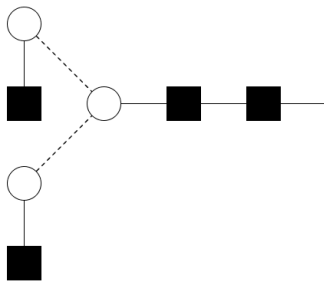


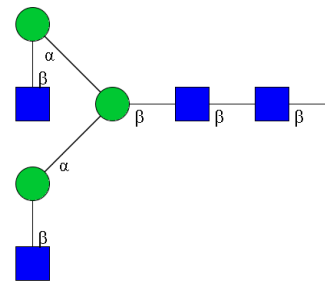
NGA2 Glycan

Cat. # : CN-NGA2-x (where x denotes pack size)

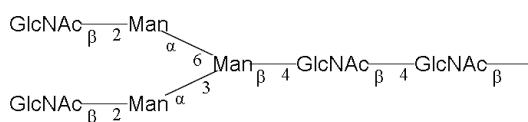
Structure



Oxford Notation



CFG Notation



Text Notation

Synonyms: NGA2 N-linked oligosaccharide.

Description: Asialo-, agalacto-, bi-antennary complex-type N-glycan (oligosaccharide). NGA2 is the agalacto- substructure of NA2 glycan.

Sources: NGA2 glycan is found on many mammalian glycoproteins including human IgG and is a substructure of bi-antennary N-linked oligosaccharides such as A2, A1, and NA2 which are widely found on glycoproteins. This product is typically purified from the oligosaccharide pool released from bovine serum by hydrazinolysis using a combination of HPLC and glycosidase digestion.

Form: Dry. Dried by centrifugal evaporation from an aqueous solution.

Molecular Weight:	1317
Purity:	> 90% pure as assessed by a combination of ¹ H-NMR and HPLC.
Storage:	Refrigerate (-20°C) both before and after dissolution. This product is stable for at least 5 years as supplied.
Shipping:	The product can be shipped at ambient when dry. After dissolution, ship on dry ice.
Handling:	Allow the unopened vial to reach ambient temperature and tap unopened on a solid surface to ensure that most of the lyophilized material is at the bottom of the vial. Gently remove the cap, add the desired volume of reconstitution medium, re-cap and mix thoroughly to bring all the oligosaccharide into solution. For maximal recovery of oligosaccharide, ensure that the cap lining is also rinsed and centrifuge the reconstituted vial briefly before use. Ensure that any glass, plasticware or solvents used are free of glycosidases and environmental carbohydrates.
Safety:	This product is non-hazardous and has been purified from natural sources certified to be free of all hazardous material including pathogenic biological agents. For research use only. Not for human or drug use

Related Products

Ludger Cat. #	Description
CN-A2-x	A2 Glycan (di-sialylated parent of NA2 glycan)
CN-A1-x	A1 Glycan (mono-sialylated parent of NA2 glycan)
CN-NA2-x	NA2 Glycan (di-galactosylated parent of NGA2 glycan)
CN-M3N2-x	M3N2 Glycan (a substructure of NGA2 glycan)

Warranties and liabilities

Ludger warrants that the above product conforms to the attached analytical documents. Should the product fail for reasons other than through misuse Ludger will, at its option, replace free of charge or refund the purchase price. This warranty is exclusive and Ludger makes no other warranties, expressed or implied, including any implied conditions or warranties of merchantability or fitness for any particular purpose. Ludger shall not be liable for any incidental, consequential or contingent damages.

This product is intended for *in vitro* research only.

Document Revision Number

Document # 'CN-NGA2-Guide', v2.0